

Stop End

Quickly and easily caps off pipework for a temporary or permanent installation

Overview

Speedfit plastic push-fit fitting that quickly and easily caps off pipework at termination points on a temporary or permanent basis. As it is demountable without tools, it can be easily and quickly removed at any stage to allow work to restart or to make an extension to the system.

The end stop is ideal when water needs to be turned on, overnight for instance, or if a job experiences an interruption. Stop ends are also useful when pressure testing a system before appliances are connected. Simply push the fitting fully onto the pipe. To demount the connection, push the collet toward the body of the fitting and pull the pipe to release.

Designed, manufactured and assembled in the UK.

Features & Benefits

- Instant push-fit connection
- Install and demount in seconds without tools
- Safe flame-free installation, with no hot works, glue or flux
- Grip & Seal collet with stainless steel teeth and main O-Ring seal
- Non-toxic, resists corrosion and no scale build-up
- Suitable for use with JG Speedfit PEX and polybutylene barrier pipe (inserts required) and copper pipe
- Suitable for hot, cold and central heating applications

Product code	Size	Description
PSE4610W	10mm	Stop End
PSE4615W	15mm	Stop End
PSE4622W	22mm	Stop End
PSE4628W	28mm	Stop End



50 year guarantee when used with JG Speedfit Layflat PB and PEX Barrier Pipes

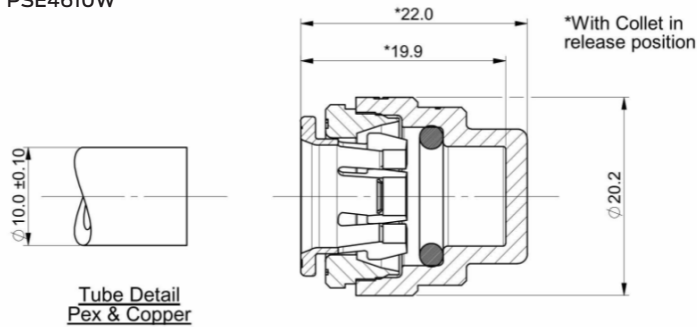
Stop End

Application	Usual working temperature °C	Maximum working temperature °C	Maximum working pressure, bar
Cold Water (indirect and direct mains)	20	20	12
Central Heating	82	92	3
Hot Water (including unvented cylinders)	65	92	6

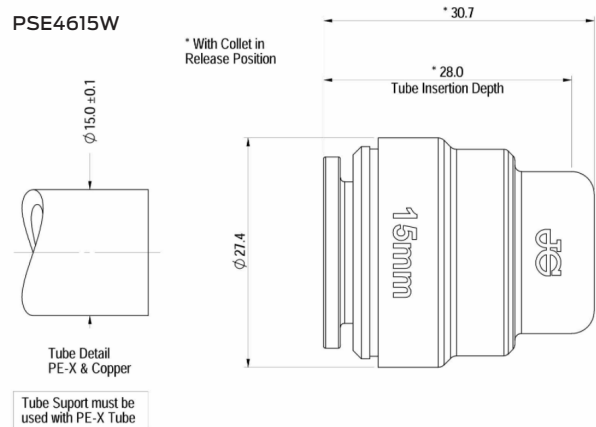
Materials	
Body	Polysulphone, White
O-Ring	Ethylene Polypropylene Diene Monomer (EPDM)
Cap	Polysulphone, White
Collet	Acetal Copolymer (Unfilled), White & Stainless Steel

Dimensions – All measurements in mm unless stated

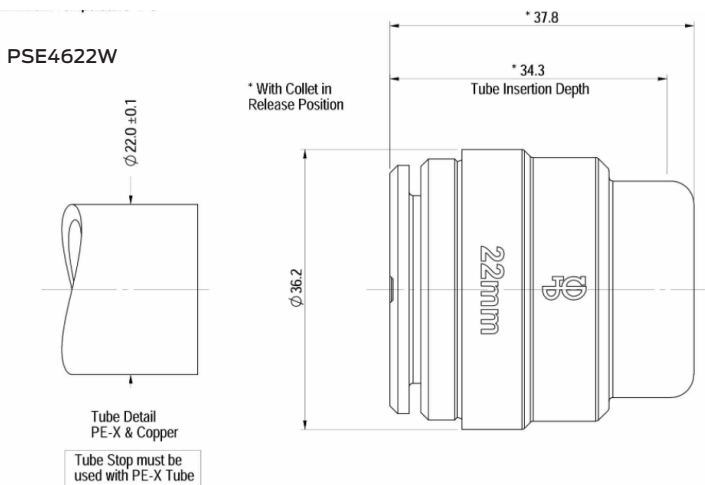
PSE4610W



PSE4615W



PSE4622W



PSE4628W

